



WORKWITHPLUS

WorkWithPlus: news & roadmap

Deliver 4x faster with GeneXus' all-in-one accelerator

MSc. Eng. Sofia Maiolo - Chief Commercial Officer (CCO)
smaiolo@workwithplus.com



Automation



Productivity




Amazing UX

Enhancing the **GeneXusTM** experience



WorkWithPlus

WorkWithPlus is the leading platform to increase at least **4x your productivity** in GeneXus, and deliver multi-experience solutions with the **security, design, usability and power** you always dreamed of.

A decorative graphic consisting of three curved lines in the corners of the slide. The top-left corner features a line with a green-to-orange gradient. The top-right corner has a blue-to-purple gradient line. The bottom-right corner has a red-to-orange gradient line.

Amazing UX +
Developer Experience +
Automation & Productivity

The image features four decorative, curved lines in the corners: a green-to-orange gradient line in the top-left, a blue-to-purple gradient line in the top-right, a purple-to-blue gradient line in the bottom-left, and a red-to-orange gradient line in the bottom-right. The main text is centered on a white background.

Amazing UX

Pixel-perfect designs, user-centred features & 100% flexibility.

New template: Calendar

CREATE EVENT

< July 2024 >

Su

Mo

Tu

We

Th

Fr

Sa

30 1 2 3 4 5 6

7 8 9 10 11 12 13

14 15 16 17 18 19 20

21 22 23 24 25 26 27

28 29 30 31 1 2 3

4 5 6 7 8 9 10

Search

Name...

Date

Future

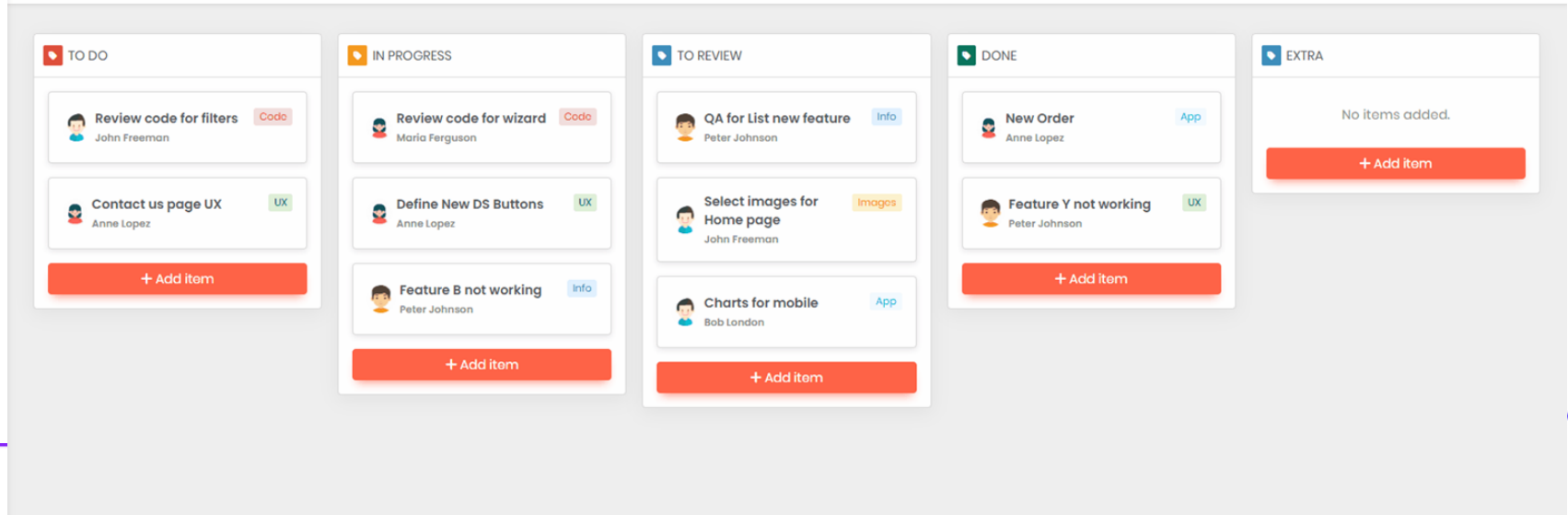
SEARCH

today < > July 2024 month week day

SUN	MON	TUE	WED	THU	FRI	SAT
30	1	2	3	4	5	6
7	8	9	10	11	12	13
14	15	16	17	18	19	20
21	22	23	24	25	26	27
28	29	30	31	1	2	3

New template: Kanban



KANBAN EXAMPLE



New Design System: Unanimomo

WORKWITHPLUS

Application Name



MAIN OPTIONS

Home

Menu Option 1

Menu Option 2

Menu Option 3

AI dashboard

OTHER OPTIONS

Developer Menu

Person with nested edit

Person Split Tabs

Company

Person Group By

Person Group By (Multiple)

Person

Parameter

Person with nested detail

Person with nested grid

Person Split


Person

INSERT


EXCEL

PDF

SELECT COLUMNS



Search



Id	First Name	Last Name	Full Name	Birth Date	Company		
1	Emilio	Alvarez	Alvarez Emilio	03/11/79	Amoxi	UPDATE	DELETE
2	Felipe	Herrera	Herrera Felipe	04/09/19	Mister Comp	UPDATE	DELETE
4	Matias	Castro	Castro Matias	05/12/83	Dvelop	UPDATE	DELETE
5	Juliana	Alvarez	Alvarez Juliana	06/02/85	GeneXus	UPDATE	DELETE
6	Sebastian	Jodal	Jodal Sebastian	06/02/85	Dvelop	UPDATE	DELETE
7	Karina	Imken	Imken Karina	05/12/83	Adidas	UPDATE	DELETE
8	Juan	Jodal	Jodal Juan	07/04/88	Dvelop	UPDATE	DELETE
9	Joaquin	Alvarez	Alvarez Joaquin	07/04/88	Dvelop	UPDATE	DELETE
10	Josefina	Vidal	Vidal Josefina	03/16/19	GeneXus	UPDATE	DELETE
11	Calvin	Kleinance	Kleinance Calvin	05/12/83	IBM	UPDATE	DELETE

Page 1 of 174

Prev

1


2

3


4

5





















Next



Skip Design System :: Figma Integration



Expand multiple 'Detail Web Components' simultaneously

	ID ↑	FULL NAME ▼	NICK NAME ▼	ID ▼	COMPANY ▼	HAS FAVORITE MUSIC BAND? ▼	
 	1	Alvarez Emilio	Emi	53	AeroFoto Fest	<input type="checkbox"/>	>
 	2	Herrera Folipo	Filipo	3	DVelop	<input type="checkbox"/>	>
 	4	Castro Matias	Mati	3	DVelop	<input type="checkbox"/>	>
 	5	Alvarez Juliana	Juliss	2	GeneXus	<input type="checkbox"/>	>
 	6	Lopez Sebastian	Sebas	3	DVelop	<input checked="" type="checkbox"/>	>
 	7	Imken Karina	Kari	5	Training & Co.	<input type="checkbox"/>	>
 	8	Martinez Juan	Juancho	3	DVelop	<input checked="" type="checkbox"/>	>
 	9	Alvarez Joaquín	Joaco	3	DVelop	<input type="checkbox"/>	>
 	10	Vidal Josefina	Jose	2	GeneXus	<input type="checkbox"/>	>
 	11	Kleinance Calvin	Calvo	1	IBM	<input type="checkbox"/>	>

Page 1 of 174

Prev 1 2 3 4 5 Next

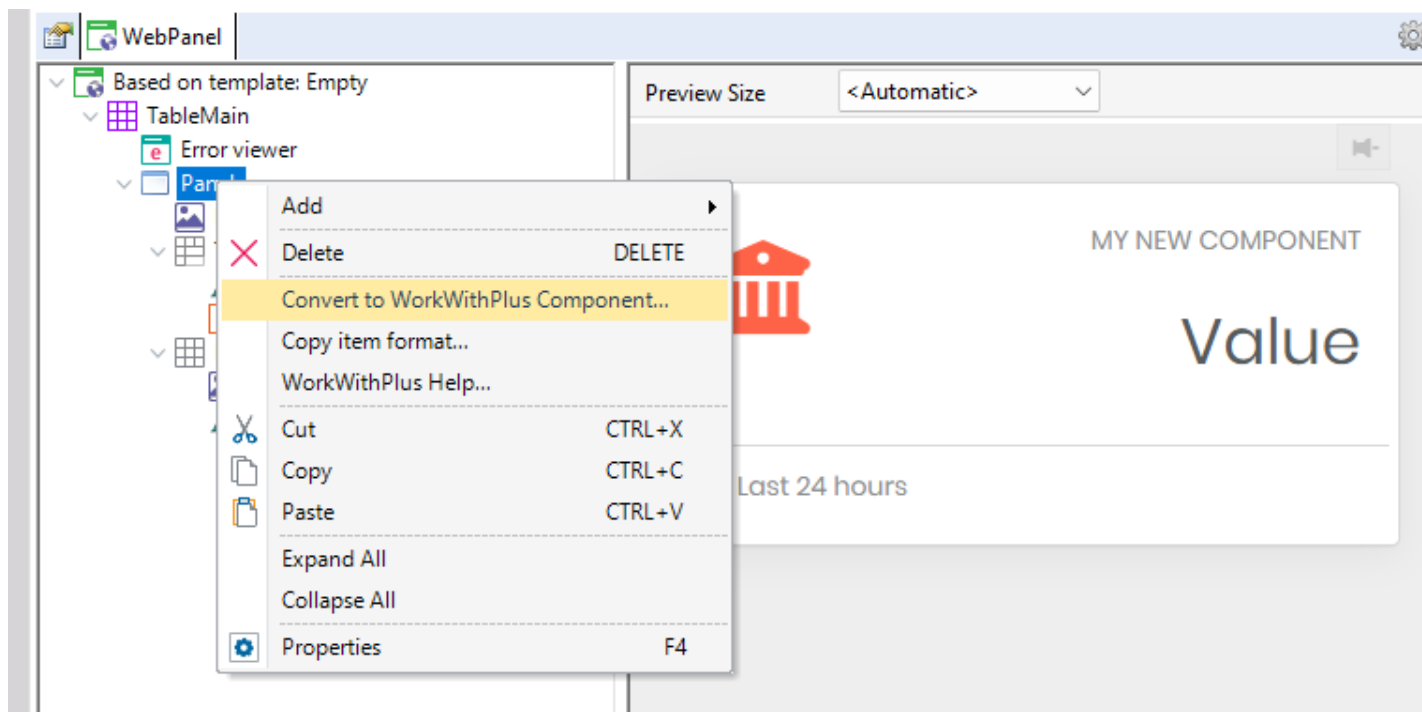
GX 18.0.11.185416 - WWP 15.4.3 (15.4.3.6984) - 3/19/2025 10:25:38 AM

The slide features four decorative, curved lines in the corners: a green-to-orange gradient line in the top-left, a blue-to-purple gradient line in the top-right, a purple-to-blue gradient line in the bottom-left, and a red-to-orange gradient line in the bottom-right.

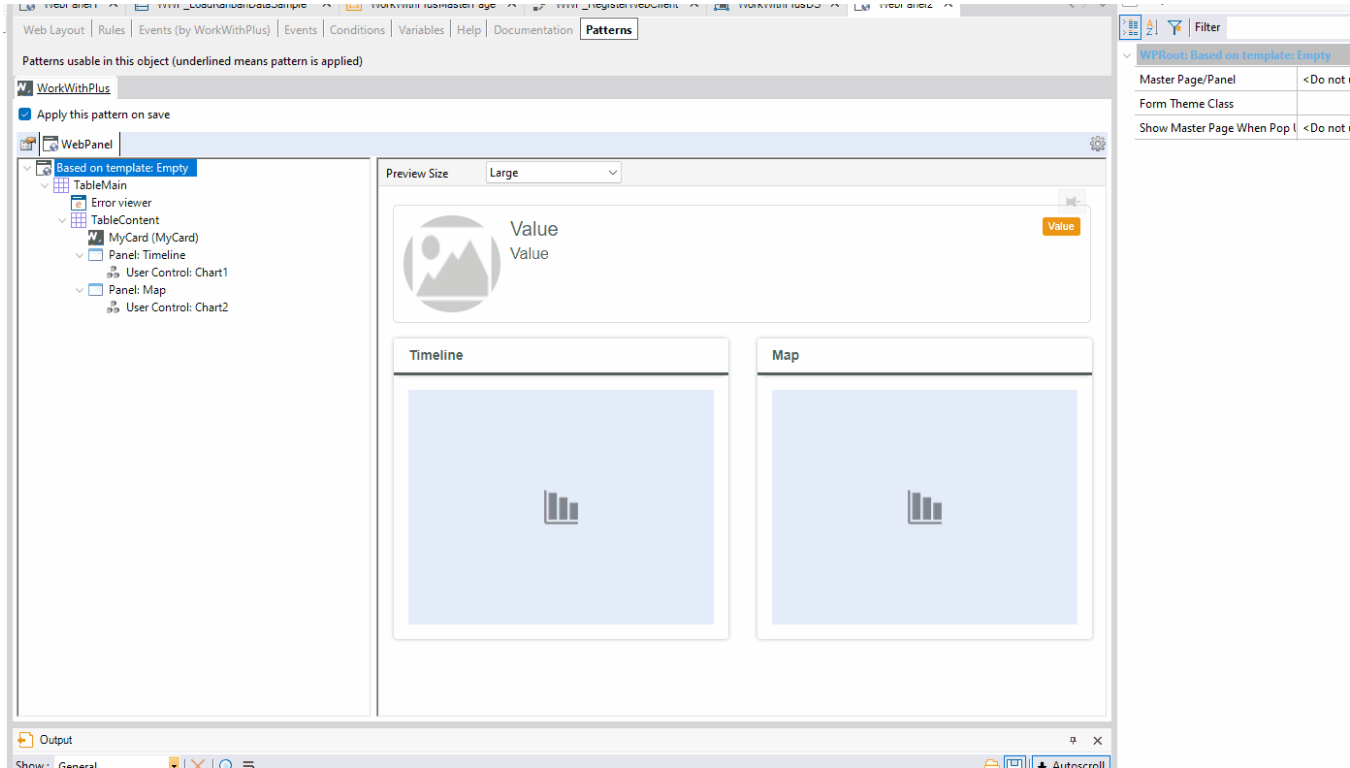
Developer Experience

A tool built by developers, for developers to thrive.

Convert to component



Create template from transaction/web panel



Packaged modules: faster build!

The KB is lighter

Simplify the process of upgrading to new versions of WorkWithPlus.

The objects are precompiled, so the specification, generation, and build time are reduced.

It improves the fix cycles, as it is simpler for WorkWithPlus to include fixes over those objects.

- References
 - > GeneXus
 - > GeneXusReporting
 - > GeneXusSecurity
 - > GeneXusSecurityCommon
 - > GeneXusUnanimo
 - > WorkWithPlus_AI
 - > WorkWithPlus_CommonGAM
 - > WorkWithPlus_CommonObjects
 - > WorkWithPlus_DynamicForms
 - > WorkWithPlus_NotificationsCommon
 - > WorkWithPlus_Web
 - > WorkWithPlus_WebGAM

The slide features decorative curved lines in the corners: a green-to-orange gradient line in the top-left, a blue-to-purple gradient line in the top-right, a purple-to-blue gradient line in the bottom-left, and a red-to-orange gradient line in the bottom-right.

Automation & Productivity

Speed up 4x your development & create low-cost maintenance applications.



WorkWithPlus AI

Elevate your UX & development process with ready to use AI empowered features

Next talk!

Dynamic Forms & Sections

Unprecedented Flexibility


Design Surveys at runtime

Create dynamic attributes

Create dynamic validations

Create once and generate both web and native mobile

SELECT BASE COLOR



OTHER SETTINGS

- ☐ Include GAM security
- ☒ Include discussions module
- ☒ Include notifications and subscriptions module
- ☒ Include Dynamic Forms module
- ☒ Include Artificial Intelligence module

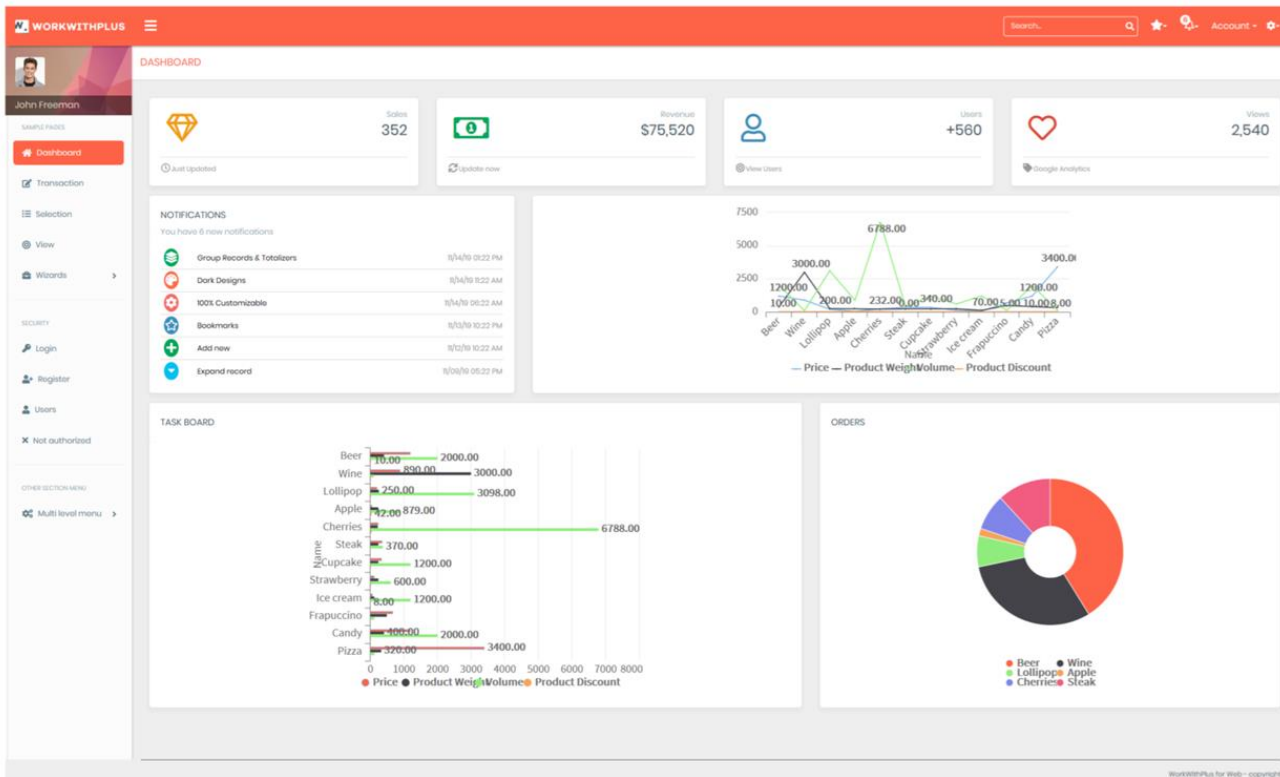
END-USER RUNTIME CUSTOMIZATIONS

- ☒ Change color
- ☒ Change background style
- ☒ Change font size

Advanced Settings



IMPORT DESIGN SYSTEM



Design a survey



Fill a survey - Web

W

WORKWITHPLUS

Home

Menu Option 1

Menu Option 2

Menu Option 3

Developer Menu

Person

Dynamic Forms

DYNAMIC FORMS

Search using natural langi

Account

Insert

Export

Select columns

Import Form

Search

REFERENCE NAME	TITLE	# FILLED OUT FORMS
ClubApplication	Application for club	0
CompanyForm	Test	1
MedicalRegistration	Medical Registration Form	0
SchoolAppForm	School Application Form	4

Page 1 of 1

Prev 1 Next

GX 18.0.4.173650 - WWP 15.2.0 (15.2.0.4244) - 9/6/2023 9:08:24 AM

Fill a survey - Native Mobile

12:10 PM 100%

← Wizard with conditional steps

Personal information

This information will not be shared without your permission.

First name Felipe

Last name Herrera

Nickname felipe

Birth date 05/09/88

Full address Enter value

Has favorite music band? ☒

Include parents info ☐

Previous Next

12:27 PM 100%

← Wizard with conditional steps

Mails

Please enter all your email addresses

Your mails will not be shared without your permission

mail herrera@workwithplus.com

mail smaiolo@wokwithplus.com

+ Add mail address

Previous Next

Dynamic Sections

WORKWITHPLUS Inventory

Company


Company

General Information

Company: 55

Name: * WorkWithPlus

Description: Suite of products that empow

Logo: 

Size: Medium

Number of Employees: *

Home office for employees: Never **Some days a week** Always

Benefits for employees: *

Confirm Cancel

Attributes of Company transaction

Dynamic Section fields

WORKWITHPLUS Inventory

Dynamic Sections for Company

Dynamic form

Dynamic Section: Main

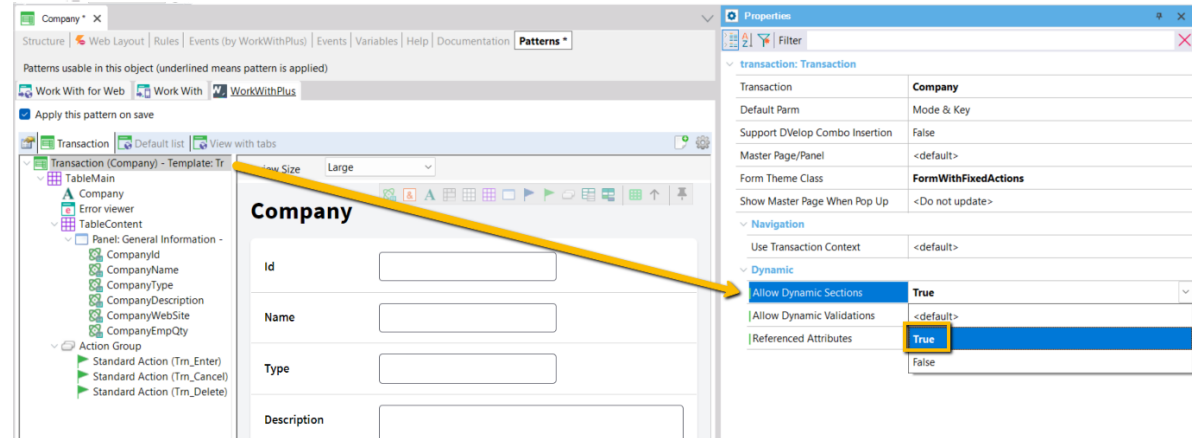
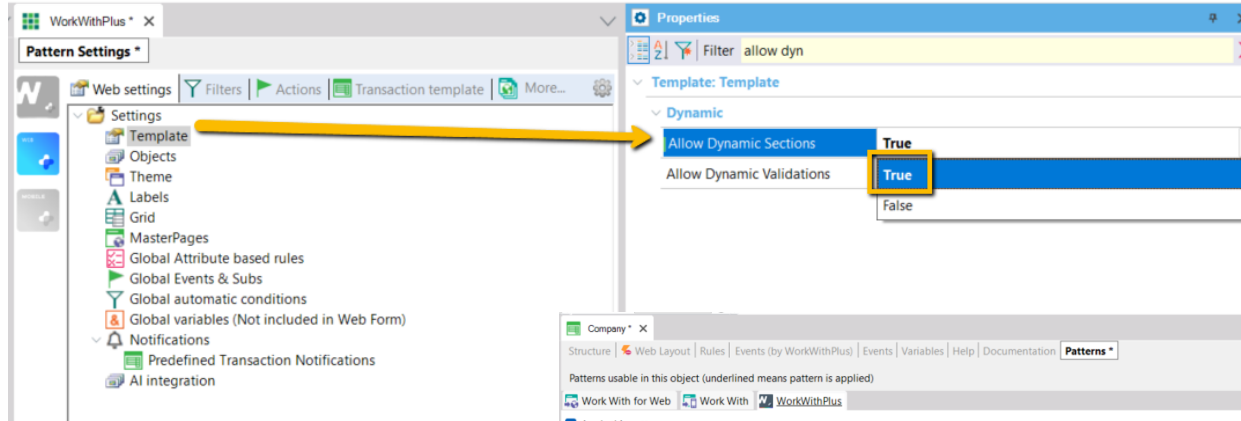
Number of Employees: *

Home office for employees: Never Some days a week Always

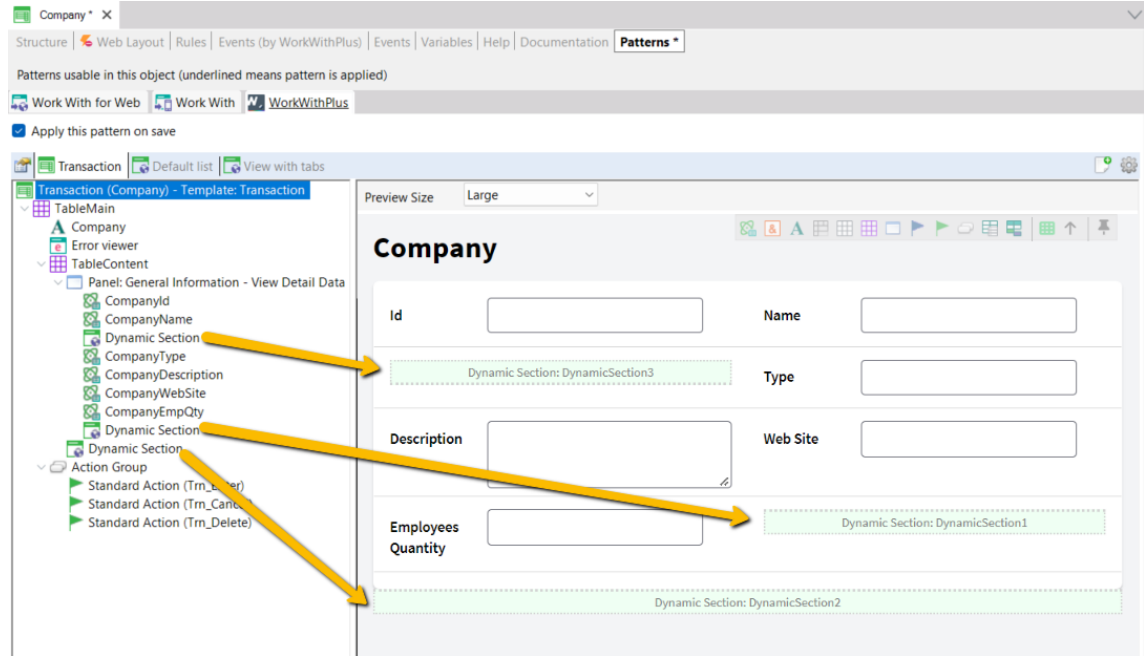
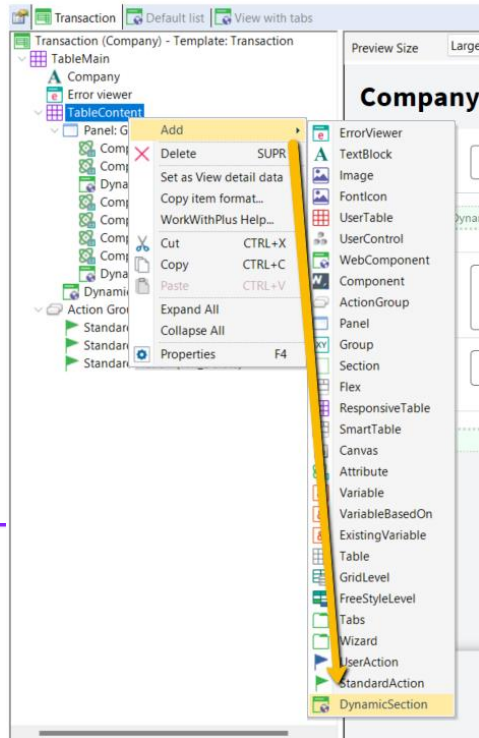
Benefits for employees: Fitness x

Confirm Cancel

Dynamic Sections



Dynamic Sections



Dynamic Sections

MAIN OPTIONS

- Home
- Menu Option 1
- Menu Option 2
- Menu Option 3
- AI dashboard

OTHER OPTIONS

- Developer Menu

ADMIN SETTINGS

- System Parameters
- Dynamic Forms
- Dynamic Sections

Dynamic Sections for Company

Dynamic Section

DynamicSection2
DynamicSection2
DynamicSection3
DynamicSection1

Dynamic Sections created in Company

Employee

Quantity

DELETE CONTAINERCONTAINER SETTINGSADD ELEMENT

MOVE CONTAINER DOWNDELETE CONTAINERCONTAINER SETTINGSADD ELEMENT

CONFIRMCANCEL

Section where you can add containers, fields, text, among others.

Dynamic Sections

Dynamic Sections for Company

Dynamic Section: DynamicSection2

Employee

Quantity:

Element settings

General Information

Visibility

Element type

Style

Title

Collapsible

Collapsed By Default

Data columns *

Container

Panel with title

Employee

☒

☒

1

CONFIRM CANCEL

Dynamic Sections for Company

Dynamic Section: DynamicSection2

Employee

Quantity:

Element settings

General Information

Visibility

Exclude from export

Visible condition

☐

&CompanyType = 1

TEST CONDITION

CONFIRM CANCEL

Dynamic Sections

The screenshot displays the WORKWITHPLUS application interface. The top header bar is dark blue with the logo on the left, the text 'Application Name' in the center, and user and settings icons on the right. A dark blue sidebar on the left contains a menu with sections: 'MAIN OPTIONS' (Home, Menu Option 1, Menu Option 2, Menu Option 3, AI dashboard), 'OTHER OPTIONS' (Developer Menu), and 'ADMIN SETTINGS' (System Parameters, Dynamic Forms, Dynamic Sections, CompanyWebPanel). The main content area has a light gray background. At the top of this area is a section titled 'Company' with a toolbar containing buttons for 'INSERT', 'EXCEL', 'PDF', 'SELECT COLUMNS', and a filter icon, followed by a search bar. Below the toolbar is a table with columns: 'Id', 'Name', 'Description', 'Web Site', and 'Emp Qty'. The table body contains the text 'No records found'. A filter icon is located in the bottom right corner of the main content area.

WORKWITHPLUS Application Name

MAIN OPTIONS

- Home
- Menu Option 1
- Menu Option 2
- Menu Option 3
- AI dashboard

OTHER OPTIONS

- Developer Menu

ADMIN SETTINGS

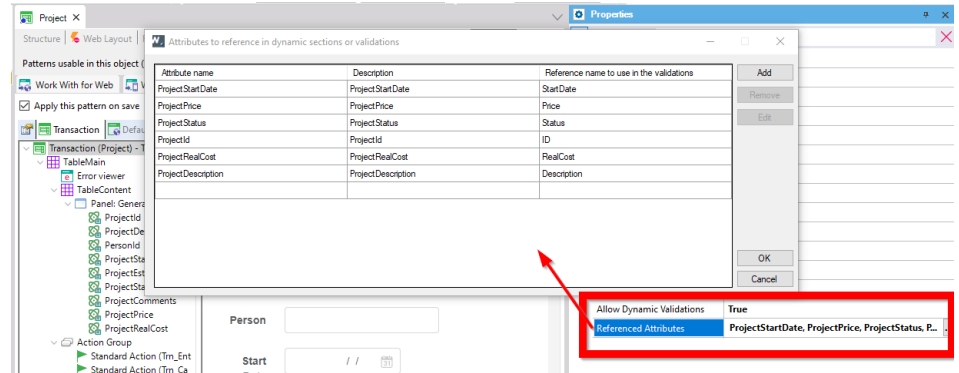
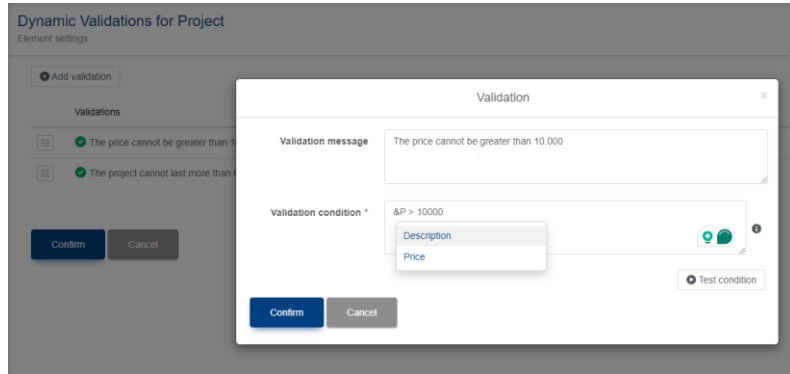
- System Parameters
- Dynamic Forms
- Dynamic Sections
- CompanyWebPanel

Company

INSERT EXCEL PDF SELECT COLUMNS Search

Id	Name	Description	Web Site	Emp Qty
No records found				

Dynamic Validations



...and much more!

Title categories included in export
to excel

Click in wizard steps

Template resources

Convert variable to Att Template

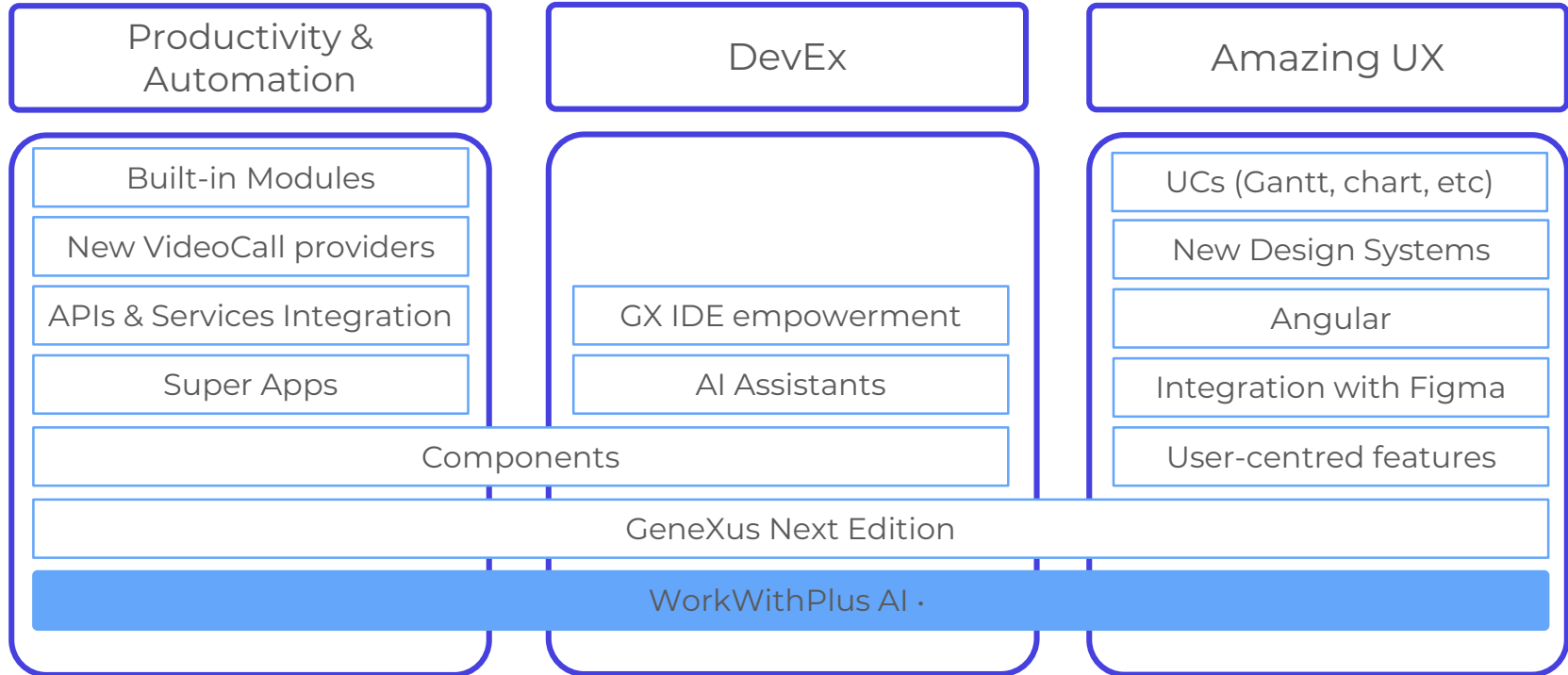
Apply Pattern and Update
Instances over a Module or Folder

Copy/Paste item format in a
template

Roadmap


A glimpse into the future of WorkWithPlus

Our vision

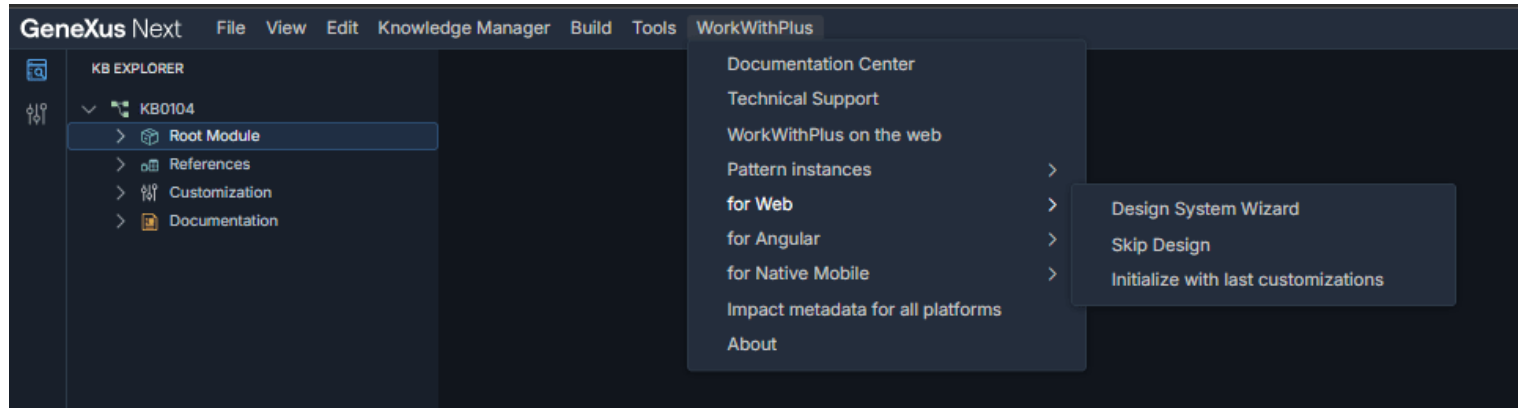


GeneXus Next Edition

The power of WorkWithPlus in the new
GeneXus IDE

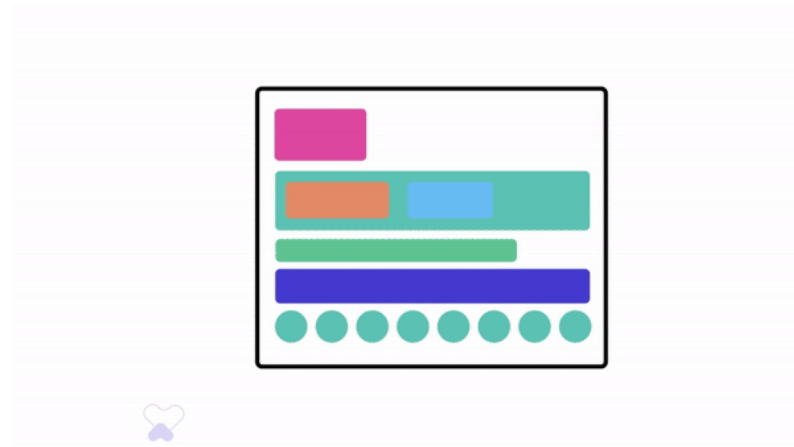


WorkWithPlus for GeneXus Next

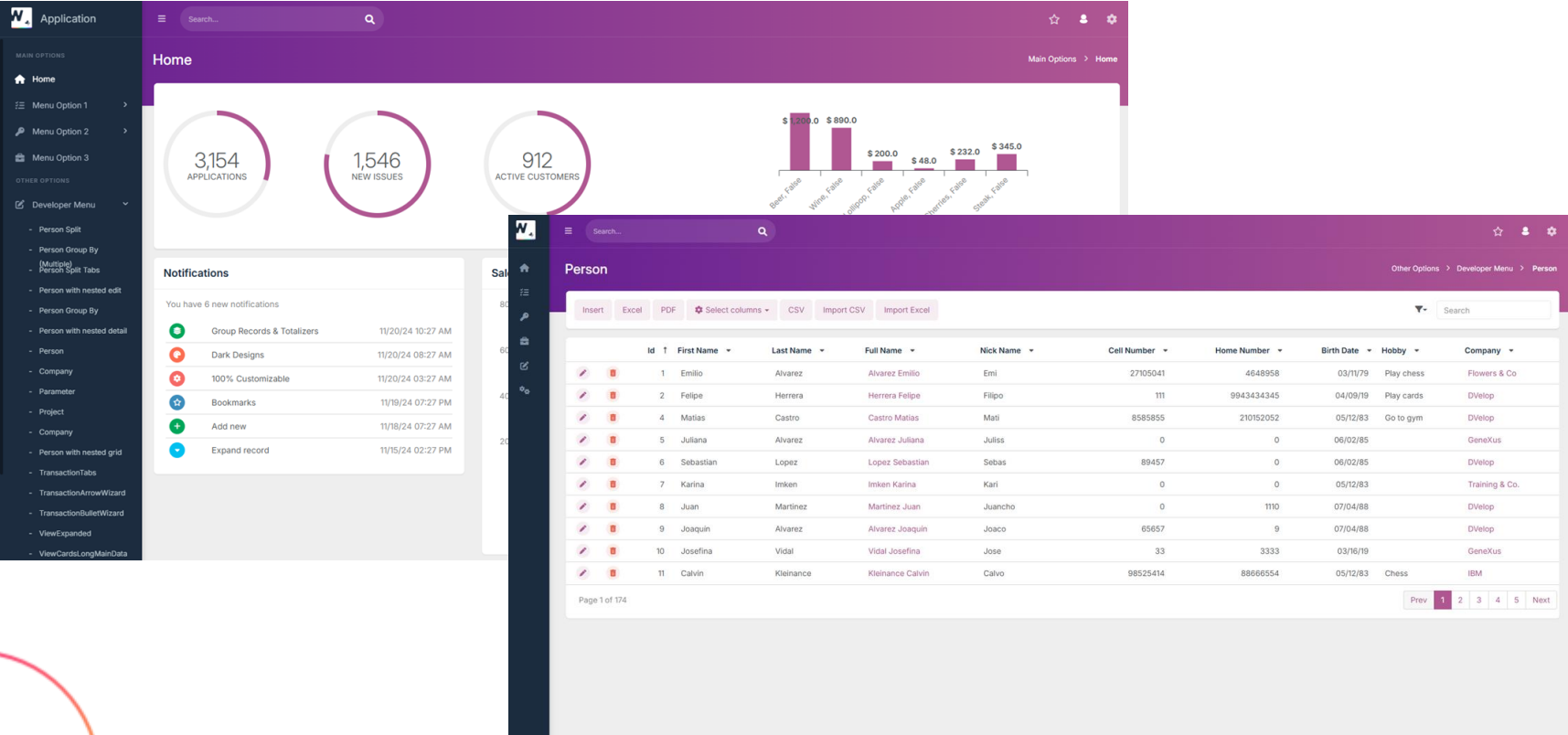


New Design System

Say hi to Arno our new brand design

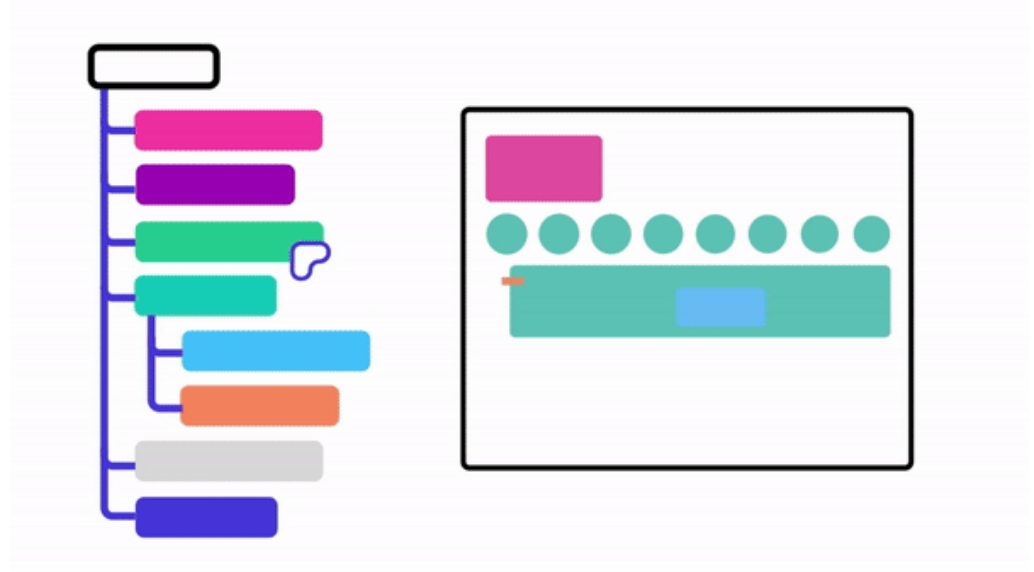


New DS: Arno

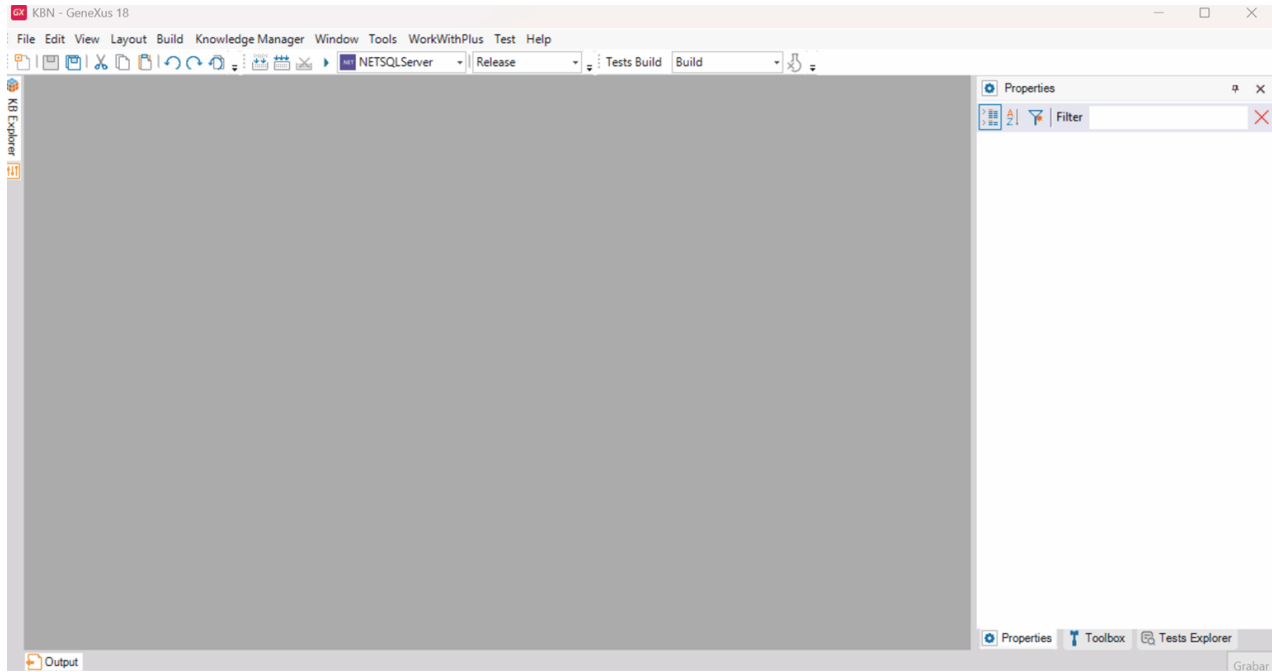


Angular

New Design System & Pattern




New pattern for Angular



WorkWithPlus AI

AI to boost your development process &
elevate your UX



AI Assistant

Share Queries

Change DS style from AI Assistant

Observability

Send notifications from AI Assistant

AI Assistant by Voice

DevEx empowered by AI

Initialize Design System

AI Suggestions for devs

Create & initialize your screens

Documentation & Support

Evolution



Community Suggestions



GeneXus Evolution





I+D Team



We dream **big**

Our mission is to **simplify software development** by combining efforts with GeneXus to become **global leaders** in the Low Code world.



GeneXus™

a Globant Company



WORKWITHPLUS

Questions and answers





WORKWITHPLUS

Thank you!

MSc. Eng. Sofia Maiolo
smaiolo@workwithplus.com